


Dover Corporation

Region	North America
Country	United States of America
Questionnaire	General
Activity Group	Powered machinery

The CDP Score Report allows companies to understand their score and indicate which categories require attention in order to reach higher levels. This enables companies to progress towards environmental stewardship through benchmarking and comparison with peers, in order to continuously improve their water governance. Investors will additionally receive a copy of the CDP Score Report upon request. For further feedback please contact your account manager of your key CDP contact.

Your CDP score



Average performance



Powered machinery

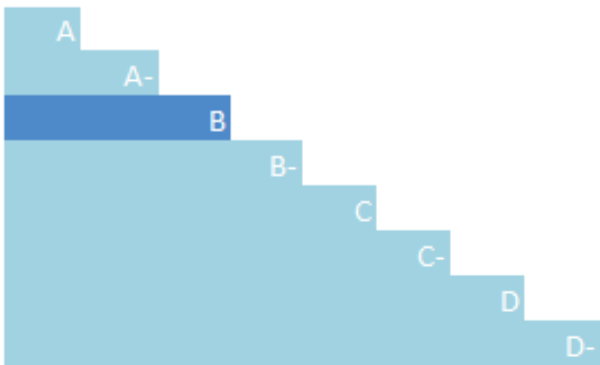


North America



Global Average

UNDERSTANDING YOUR SCORE REPORT



Dover Corporation received a B which is in the Management band. This is higher than the North America regional average of B-, and higher than the Powered machinery sector average of C.

- Leadership (A/A-):** Implementing current best practices
- Management (B/B-):** Taking coordinated action on water issues
- Awareness (C/C-):** Knowledge of impacts on, and of, water issues
- Disclosure (D/D-):** Transparent about water issues

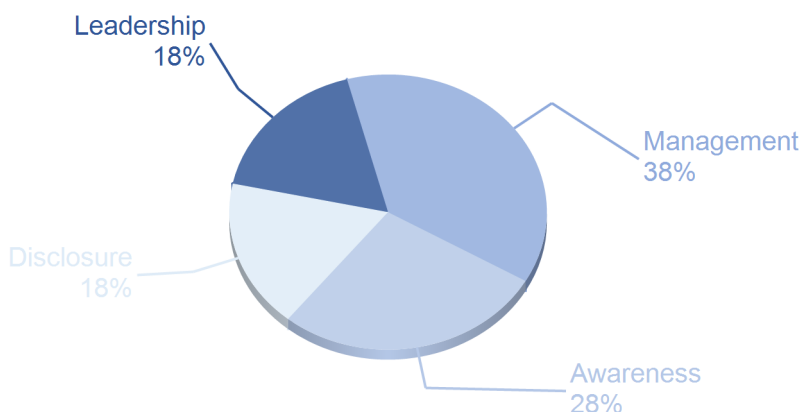
ACTIVITY GROUP PERFORMANCE

Powered machinery

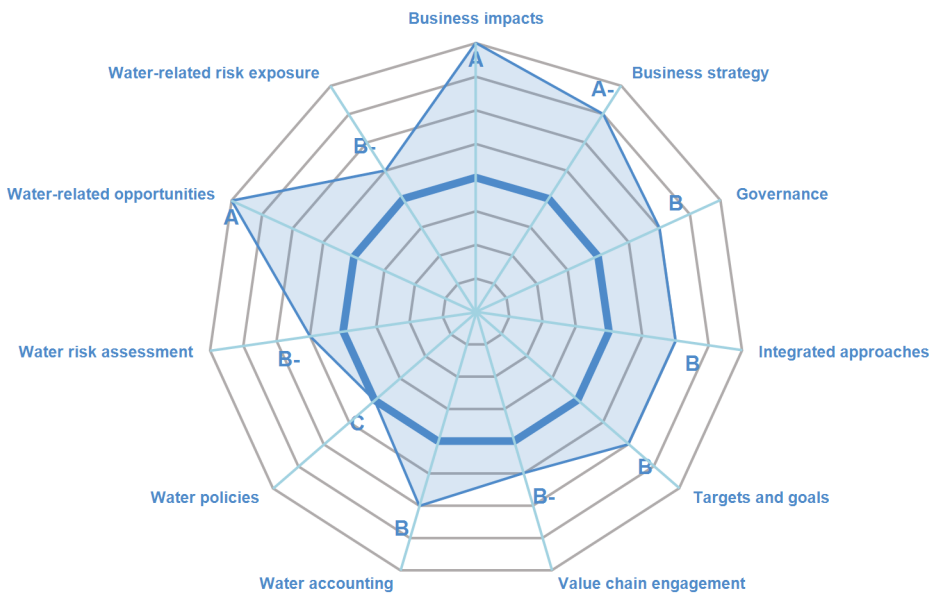
Your company is amongst 38% of companies that reached Management level in your Activity Group

A sample of A-list companies from your Activity Group:

- Yokogawa Electric Corporation
- Kubota Corporation
- Brembo SpA
- CNH Industrial NV

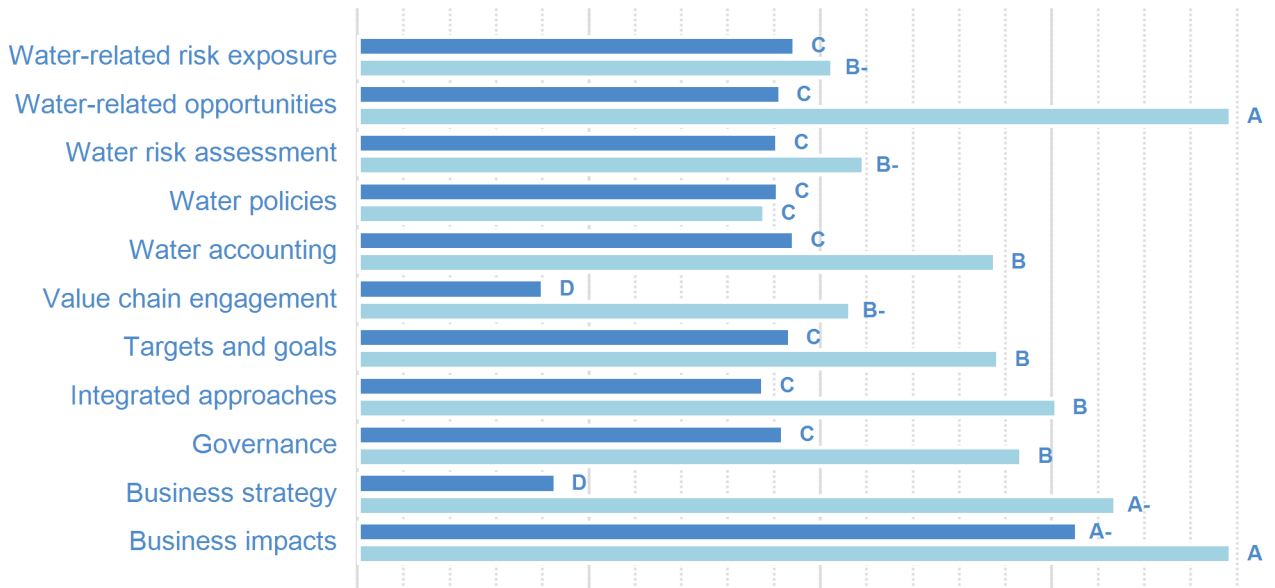


CATEGORY SCORES



If a company scored C or below, they will not have been scored for management or leadership points (the dark blue line represents this). Please download the [‘CDP Scoring Introduction’](#) for more information.

CATEGORY SCORES BENCHMARKING



Each category score in the bar chart represents the progression within each scoring level. The Introduction and Verification categories have not been included for category score breakdown as they are not scored at Management and Leadership levels.

Scoring categories are groupings of questions and are subgroups of the 2019 questionnaire. Weightings are applied to scoring to reflect the relative importance of each category to progress water stewardship. The weighting applied to each category varies across sectors to highlight the areas most important to environmental stewardship in specific sectors. To find out more about category weightings for each sector, please download the [‘CDP Scoring Categories and Weighting’](#) documents.